

3

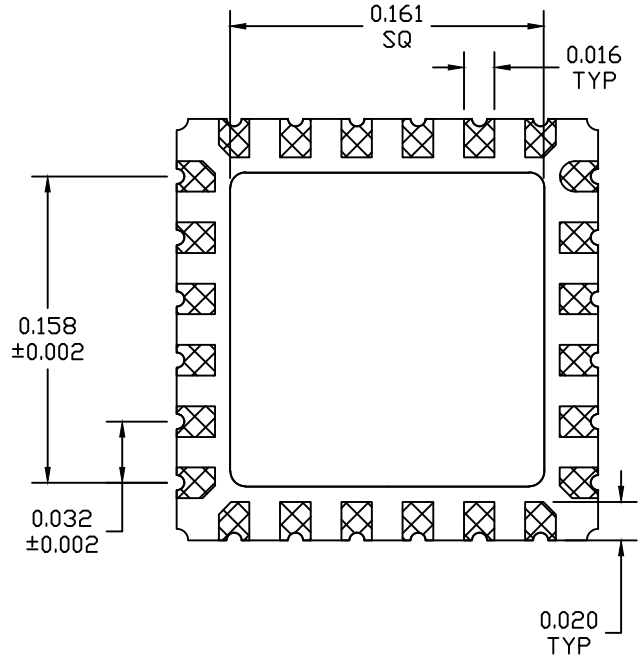


2

1

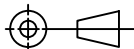
This document is the property of KCB Solutions, Inc. and contains company confidential and/or proprietary information. It is issued in strict confidence and the recipient shall not reproduce, copy, cause to be reproduced or copied, disclose to others, or use as the basis for manufacture, sale or purchase of apparatus the contents or portions thereof of this document without written permission of KCB Solutions.

REVISIONS

ZONE	REV	DESCRIPTION	DATE	APPROVED
	(-)	INITIAL RELEASE IAW CDCO-2072	11/25/20	DGS



THIRD ANGLE PROJECTION



UNLESS OTHERWISE SPECIFIED

DIMENSIONS ARE IN INCHES
TOLERANCES ON FINISH RMS 63
ANGLES: ±1/8" FRACTIONS: ±1/64
4 PLACE DECIMALS: ±.0005
3 PLACE DECIMALS: ±.005
2 PLACE DECIMALS: ±.006

COMMERCIAL PUBLISHED TOLERANCES SHALL APPLY TO TUBING, BAR, PLATE ETC. ALL THREADS TO BE CLASS 2A OR 2B. PLATED PARTS MUST FIT GAUGES AND MEET SPECIFIED TOLERANCES AFTER PLATING.

CAUTION
UNLESS THIS DRAWING BEARS AUTHORIZED SIGNED APPROVAL(S) IT IS PRELIMINARY AND IS NOT TO BE USED FOR MANUFACTURING PURPOSES.

DRAWN BY

L. SLAMIN

CHECKED BY

D. SCOFIELD

ENG.

E. WIENCKO

PROD. NAME DATE

Q.A. NAME DATE

THIRD ANGLE PROJECTION



5/26/20

11/25/20

11/25/20

DATE

DATE

KCB SOLUTIONS, LLC.

900 Mount Laurel Circle, Shirley, Ma. 01464

OUTLINE,
5.5MM, 24 LEADS

SIZE CAGE CODE

B 3W3Q7

80147

NEXT ASSEMBLY

USED ON

APPLICATION

DO NOT SCALE DRAWING

SCALE 1:1

SHEET 1 OF 2

3

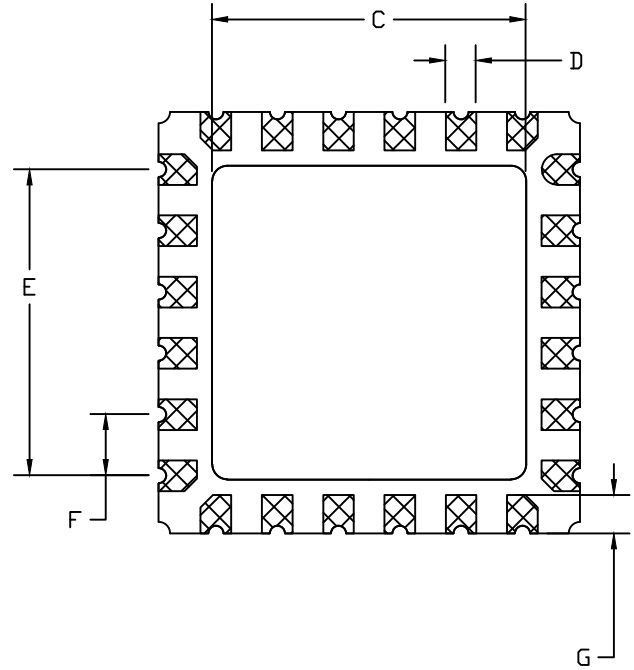


2

1

This document is the property of KCB Solutions, Inc. and contains company confidential and/or proprietary information. It is issued in strict confidence and the recipient shall not reproduce, copy, cause to be reproduced or copied, disclose to others, or use as the basis for manufacture, sale or purchase of apparatus the contents or portions thereof of this document without written permission of KCB Solutions.

REVISIONS

ZONE	REV	DESCRIPTION	DATE	APPROVED
		SEE PAGE 1 FOR REFERENCE		

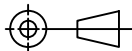


PART NUMBER: _____ DATE CODE: _____

WORK ORDER NUMBER: _____ OPERATOR: _____

REF.	DIM	A	B	C	D	E	F	G						
S/N	MIN	NA	0.211	0.156	0.016	0.156	0.030	0.020						
	MAX	0.076	0.223	0.166	TYP	0.160	0.034	TYP						

THIRD ANGLE PROJECTION



UNLESS OTHERWISE SPECIFIED

DIMENSIONS ARE IN INCHES
 TOLERANCES ON FINISH RMS 63
 ANGLES: ±1/2° FRACTIONS: ±1/64
 4 PLACE DECIMALS: ±.0005
 3 PLACE DECIMALS: ±.005
 2 PLACE DECIMALS: ±.006

COMMERCIAL PUBLISHED TOLERANCES SHALL APPLY TO TUBING, BAR, PLATE ETC. ALL THREADS TO BE CLASS 2A OR 2B. PLATED PARTS MUST FIT GAUGES AND MEET SPECIFIED TOLERANCES AFTER PLATING.

CAUTION
 UNLESS THIS DRAWING BEARS AUTHORIZED SIGNED APPROVAL(S) IT IS PRELIMINARY AND IS NOT TO BE USED FOR MANUFACTURING PURPOSES.

DRAWN BY L. SLAMIN 5/26/20

CHECKED BY _____ DATE _____

ENG. NAME _____ DATE _____

PROD. NAME _____ DATE _____

Q.A. NAME _____ DATE _____

THIRD ANGLE PROJECTION

DO NOT SCALE DRAWING

KCB SOLUTIONS, LLC.
 900 Mount Laurel Circle, Shirley, Ma. 01464

OUTLINE,
 5.5MM, 24 LEADS

SIZE B CAGE CODE 3W3Q7

80147

SCALE 1:1

SHEET 2 OF 2