

3

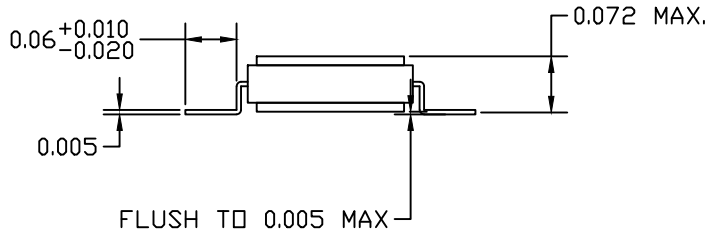
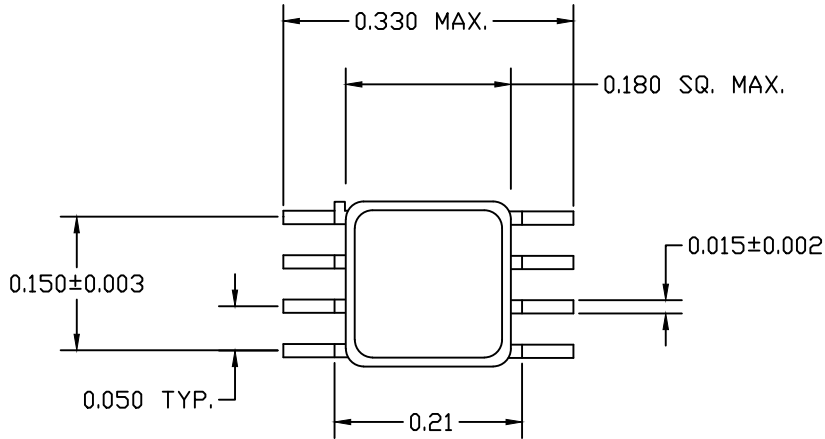
2

1

This document is the property of KCB Solutions, Inc. and contains company confidential and/or proprietary information. It is issued in strict confidence and the recipient shall not reproduce, copy, cause to be reproduced or copied, disclose to others, or use as the basis for manufacture, sale or purchase of apparatus the contents or portions thereof of this document without written permission of KCB Solutions.

REVISIONS

ZONE	LTR	DESCRIPTION	DATE	APPROVED
-		RELEASE TO PRODUCTION PER DIF-073	10/17/11	MC
<-1>		CDCD 1849: ADDED DIMENSION CHECKLIST	05/07/18	EJW



NOTES:

1. PACKAGE MATERIAL: GLASS 7052 w/25% AL
2. PACKAGE BASE/LEAD/LID: ASTM F-15 ALLOY
3. PLATING FINISH: 50-100 MICRONS GOLD OVER 100-225 MICRONS NICKEL

<p>THIRD ANGLE PROJECTION</p>		UNLESS OTHERWISE SPECIFIED		DRAWN BY MANUEL CID	05/24/11	KCB SOLUTIONS, INC.	
		<small>DIMENSIONS ARE IN INCHES TOLERANCES ON FINISH RMS 63 ANGLES 45/90 FRACTIONS 1/64 4 PLACE DECIMALS 0.0002 3 PLACE DECIMALS 0.0005 2 PLACE DECIMALS 0.0010</small>		CHECKED BY D. SCDFIELD	05/24/11	900 Mount Laurel Circle, Shirley, Ma. 01464	
		COMMERCIAL PUBLISHED TOLERANCES SHALL APPLY TO TUBING, BAR, PLATE, ETC. ALL THREADS TO BE GLASS SA OR ZN PLATED PARTS MUST FIT GAUGES AND MEET SPECIFIED TOLERANCES AFTER PLATING.		ENG. NAME	DATE	<p>OUTLINE, 8-LEAD_PKG</p>	
		<small>CAUTION UNLESS THIS DRAWING BEARS AUTHORIZED SIGNED APPROVALS IT IS PRELIMINARY AND IS NOT TO BE USED FOR MANUFACTURING PURPOSES.</small>		PROD. NAME	DATE		
NEXT ASSEMBLY		USED ON		Q.A. NAME	DATE	SIZE B	CAGE CODE 3W3Q7
APPLICATION				THIRD ANGLE PROJECTION		80046	
				DO NOT SCALE DRAWING		SCALE 1 : 1	SHEET 1 OF 2

3

2

1

3

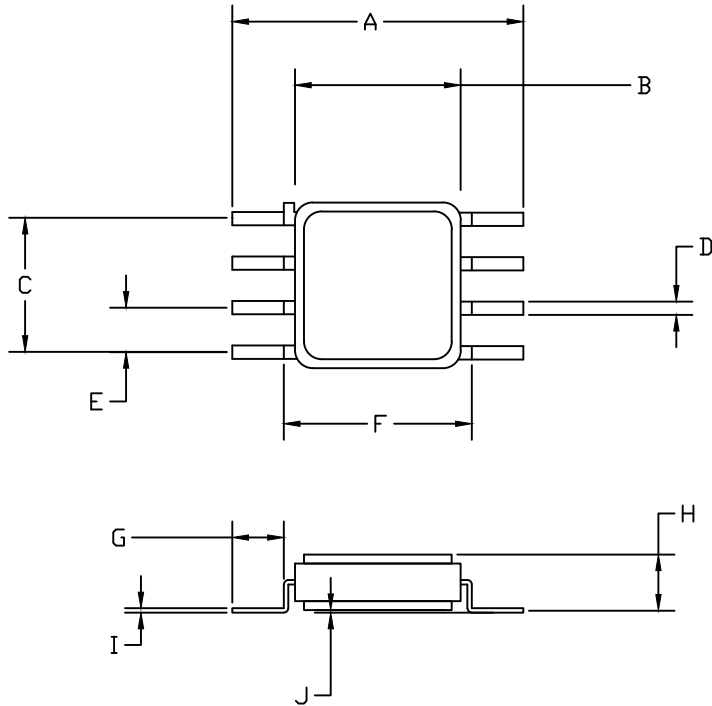
2

1

This document is the property of KCB Solutions, Inc. and contains company confidential and/or proprietary information. It is issued in strict confidence and the recipient shall not reproduce, copy, cause to be reproduced or copied, disclose to others, or use as the basis for manufacture, sale or purchase of apparatus the contents or portions thereof of this document without written permission of KCB Solutions.

REVISIONS

ZONE	LTR	DESCRIPTION	DATE	APPROVED
		SEE PAGE 1 FOR REV HISTORY		



KCB P/N: _____		DATE CODE: _____									
W.D. NO: _____		OPER INIT: _____									
REF. DIM:	A	B	C	D	E	F	G	H	I	J	
S/N	MIN	-	-	0.147	0.013	TYP	0.20	0.040	-	0.003	-
	MAX	0.330	0.180	0.153	0.017	0.050	0.22	0.070	0.072	0.007	0.005

UNLESS OTHERWISE SPECIFIED		DRAWN BY MANUEL CID	05/24/11	KCB SOLUTIONS, INC.					
THIRD ANGLE PROJECTION		CHECKED BY D. SCDFIELD	05/24/11	900 Mount Laurel Circle, Shirley, Ma. 01464					
<small>DIMENSIONS ARE IN INCHES TOLERANCES ON FINISH RHS 63 ANGLES 31/2° FRACTIONS 31/64 4 PLACE DECIMALS 4.0005 3 PLACE DECIMALS 4.005 2 PLACE DECIMALS 4.05</small>		ENG. NAME	DATE	<p style="text-align: center;">OUTLINE, 8-LEAD_PKG</p>					
<small>COMMERCIAL PUBLISHED TOLERANCES SHALL APPLY TO TUBING, BAR, PLATE, ETC. ALL THREADS TO BE CLASS 2A OR 2B. PLATED PARTS MUST FIT GAUGES AND NEXT SPECIFIED TOLERANCES AFTER PLATING.</small>		PROD. NAME	DATE						
<small>CAUTION UNLESS THIS DRAWING BEARS AUTHORIZED SIGNED APPROVALS, IT IS PRELIMINARY AND IS NOT TO BE USED FOR MANUFACTURING PURPOSES.</small>		D.A. NAME	DATE						
<table border="1"> <tr> <td>NEXT ASSEMBLY</td> <td>USED ON</td> </tr> <tr> <td colspan="2">APPLICATION</td> </tr> </table>		NEXT ASSEMBLY	USED ON	APPLICATION		THIRD ANGLE PROJECTION		SIZE B	CAGE CODE 3W3Q7
NEXT ASSEMBLY	USED ON								
APPLICATION									
		DD NOT SCALE DRAWING		SCALE 1 : 1	SHEET 2 OF 2				

3

2

1